


Brilliant Barwell

Infants



Year 1 English
Home Learning

Monday 22nd February - Friday 5th March

Name: _____

Hi there Year 1 Superstars

We hope that you have enjoyed a lovely half term break and are ready to get stuck into your home learning again.

Each day, you will need to go to the Oak National Academy's website to watch your lessons. We have chosen lessons with Miss Barron again as the children in school really enjoyed the Instructions lessons before half term.

You will find the links to the unit on our website, and at the top of each lessons task sheets and we ask you to complete one lesson a day in order. You will also find the links are uploaded daily onto the English section of Class Dojo.

We look forward to seeing your uploaded work on Class Dojo.

We hope you enjoy this unit!

The Year 1 Team 😊

Lesson 1: To listen and respond to a story.

<https://classroom.thenational.academy/lessons/to-listen-and-respond-to-a-story-6mw3ad>

★ Play Tell Me More with somebody in your house. You don't have to play with a grown up. You could play with your brother or sister. You can teach them how to play.

Can you work out what the story is about from Miss Barron's rhyme?

*"I know a word that rhymes with cat....
You put it on your head and the word is....."*

★ SPELLING - sing the alphabet song and join in with the actions.

Miss Barron's handwriting is cursive which we don't do at Barwell Infants. So that we don't get confused, when pointing to the letters she says, use our alphabet below.

a	b	c	d	e	f
g	h	i	j	k	l
m	n	o	p	q	r
s	t	u	v	w	x
y	z				

o	v	c
x	t	d
g	r	

★ Now it is time to listen to Miss Barron tell the story *Monkeys and Hats*.

What was your favourite part of the story?

My favourite part was when _____

★ Plot Matrix

Where?	Who?	Problem?
Solution?	Ending?	Learning?

Lesson 2: To tell a story from memory.

<https://classroom.thenational.academy/lessons/to-tell-a-story-from-memory-cmt62t>

★ Listen to Miss Barron tell the story Monkeys and Hats.

★ Now we're going to draw a story map. Watch Miss Barron draw hers, and then it will be your turn to draw yours.

Monkeys and Hats

Lesson 3: To retell the main events in a story.

<https://classroom.thenational.academy/lessons/to-retell-the-main-events-in-a-story-ccw3cd>

- ★ Join in and sing the alphabet song.
- ★ Can you spot and fill in the missing letters?

a	b	c		e	f
g		i	j		l
m	n			q	r
s	t	u	v	w	
y	z				

- ★ Can you order these letters in the order they come in our alphabet?

d	g	a	c		k	n	l	i

p	s	t	q		z	u	w	x

- ★ Miss Barron is going to teach you a song.....Listen carefully, and join in when you can.
- ★ Now it's your turn to have a go at miming the story.

Lesson 4: To use capital letters and full stops.

<https://classroom.thenational.academy/lessons/to-use-capital-letters-and-full-stops-68v3ad>

★ Have a go at playing tell me more fiction. You could step into role as the hatmaker or the hatmaker's son or even one of those naughty monkeys.

★ Have a look at Miss Barron's sentences or non-sentences. Can you decide if each one is a sentence or a non-sentence? How do you know.

★ Now it's time to be sentence surgeons. Take the non-sentence and turn it into a sentence. You do not need to write this down, just say it out loud.

★ SHARED WRITING

Sentence for picture 1:

Sentence for picture 2:

Sentence for picture 3:

Sentence about the problem getting worse for the hatmaker:

★ Now it's time to five finger check your work.

Capital letters

Finger spaces

Spellings

Full Stop

Makes sense



Lesson 5: To find information in the text.

<https://classroom.thenational.academy/lessons/to-find-information-in-the-text-75jp4t>

★ Join in the alphabet song with Miss Barron.

★ Now can you match the capital letters with the lowercase letters.
Draw lines to match.

D	k	M	F	o
O	m	d	K	f

w	L	g	Q	y
G	q	W	y	l

★ Now have a go at writing these lower case letters as capital letters.

a	e	i	n	p

★ Follow the story as Miss Barron reads it to you. Can you answer her questions and put your finger under the words that help you to answer them?

It was hot and the hatmaker felt tired. He put his hats down and fell asleep under the tree. When he woke up, all the hats had disappeared.

He looked behind trees, under rocks and in the bushes. Suddenly, he heard sounds above his head. He looked up and saw a crowd of monkeys.

The cheeky monkeys were all wearing his hats. The hatmaker was furious. He shook his fist at them and said, "Give me back my hats!"

★ Finally, put these events in order from first to last by numbering them 1, 2 and 3.

The hatmaker heard sounds above his head.	
He shook his fists at the monkeys.	
He looked up and saw the monkeys wearing his hats.	

Lesson 6: To explore a recycled characters thought and feelings.

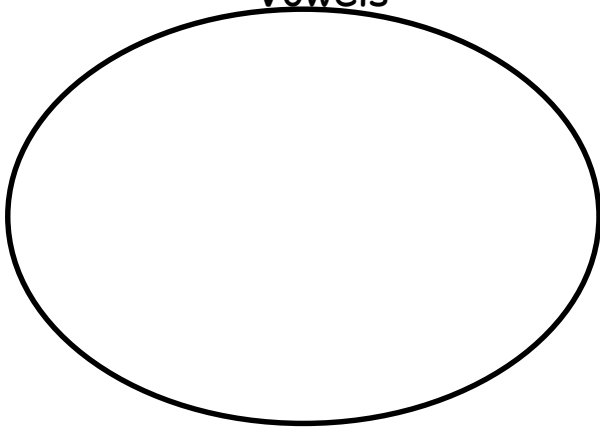
<https://classroom.thenational.academy/lessons/to-explore-a-recycled-characters-thoughts-and-feelings-69jpar>

★ For our spelling this week we are going to be learning about vowels and consonants.

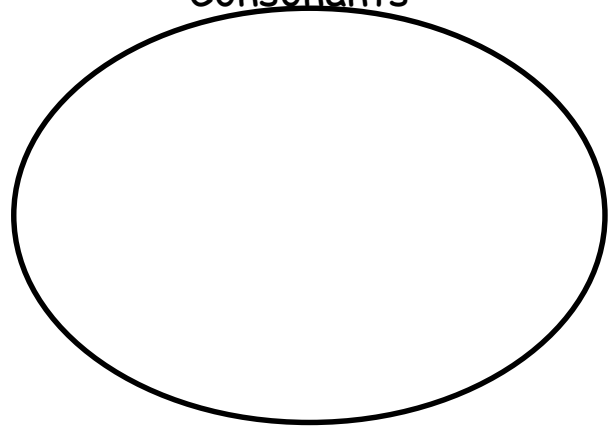
★ Sing the vowels and consonant song with Miss Barron.

★ Sort the letters of the alphabet into the correct circles.

Vowels




Consonants



a	b	c	d	e	f
g	h	i	j	k	l
m	n	o	p	q	r
s	t	u	v	w	x
y	z				


★ Draw a picture to show the hatmaker waking up to find his hats gone.

Write 4 sentences, 1 for each box.



<p>Thinking</p> <hr/> <hr/> <hr/>	<p>Feeling</p> <hr/> <hr/> <hr/>
<p>Doing</p> <hr/> <hr/> <hr/>	<p>Saying</p> <hr/> <hr/> <hr/>

★ Independent challenge - Draw the next picture to show the monkeys shouting at the monkeys. Repeat the activity we did above where we wrote some sentences but this time have a go on your own.



<p>Thinking</p> <hr/> <hr/> <hr/>	<p>Feeling</p> <hr/> <hr/> <hr/>
<p>Doing</p> <hr/> <hr/> <hr/>	<p>Saying</p> <hr/> <hr/> <hr/>


Lesson 7: To write the first problem in the story.

<https://classroom.thenational.academy/lessons/to-write-the-first-problem-in-the-story-c5k64r>

★ Learn and join in with Miss Barron's song.

★ Draw a simple map to map out the detail of the first problem.

Problem 1



Capital letters

Finger spaces

Spellings

Full Stop

Makes sense



★ Independent writing challenge (you don't have to do this part but if you would like some extra challenge and to really impress us then give Miss Barron's final writing activity a go).

Lesson 8: To explore a character's thoughts and feelings (part 1).

<https://classroom.thenational.academy/lessons/to-explore-a-characters-thoughts-and-feelings-part-1-6xh36e>

★ SPELLING

after		called
The vowels are		The vowels are
The consonants are		The consonants are

many		where
The vowels are		The vowels are
The consonants are		The consonants are

Extra Challenge - Can you write 5 words that each use one of the vowels.

a	e	i	o	u

★ Use your story map to have a go at telling the story like Miss Barron just did.

★ Draw a simple map to map out the detail of the problem for the hatmaker's son.

Problem for the hatmaker's son

★ Have a go at role-playing a phone call.
Here's some questions you could use.....

What happened next?

What were you thinking?

How did you feel about that?

★ Poem Challenge - have a go at writing your own poem with 4 sentences.

Line 1 - thinking

Line 2 - doing

Line 3 - saying

Line 4 - feeling

Lesson 9: To explore a character's thoughts and feelings (part 2).

<https://classroom.thenational.academy/lessons/to-explore-a-characters-thoughts-and-feelings-part-2-64wp4d>

★ Speaking Game

"I know how to get my hats back!"

confidently

"My dad told me this story!"

boastfully

"Come on then you silly monkeys! Copy me!"

angrily

★ Watch Miss Barron step the problem part of the story for the hatmaker's son and then join in with her.

★ Now we are going to hot seat the hatmaker's son at this moment in the story.

You can hot seat with someone in your household or even on your own. If you're hot seating on your own you will need to play the two roles yourself.


How did you feel?

What were you thinking?

What did you say?

What did you do?

★ Now it's your turn to write down your speech bubble and thought bubble - we would love to see your own ideas.



★ Challenge - write a sentence to say how the hatmaker's son is feeling at the end of the story.

Lesson 10: To write the second problem in the story.

<https://classroom.thenational.academy/lessons/to-write-the-second-problem-in-the-story-6cr3jc>

★ Spelling Activity - BOGGLE

How many words can you make using these letters?

e	s
n	f
a	i
p	o

★ Can you draw lines to match the sentence start with the end making three sentences that make sense?

I will not		me this story.
My dad told		marched off in a bad mood.
The hatmaker's son		any money at the market today.

★ Today you will need to look back at your pictures for the problem of the hatmaker's son to help you with your writing.

When Miss Barron tells you to write your sentence, can you write a sentence that is even better than the one Miss Barron has written?

Don't forget the FIVE FINGER CHECK!

★ Independent challenge sentences
